



king Discipl



Home | About Us | Leadership Crisis | Discipling Leaders | Women's Ministry | Get Involved | Resources

A New Way to Give

Donate Online

Opportunities to Serve

BEE Informed

New BEE World Curriculum - Click here to find out how you can help.



## Welcome to BEE World (Biblical Education by Extension World)

We provide seminary level Biblical training to pastors and church leadership that have no access to Biblical training. Most of these leaders live in restricted access countries. Our ministry vision is to provide access to Biblical training to anyone that desires to mature as a disciple of Jesus Christ.

### *Some distinctives of our ministry:*

1. Church based training (we serve under the leadership of the local church)
2. Work primarily in Restricted Access countries in Asia and the Middle East
3. Personal Contact and Mentoring through regular visits
4. "Total Person" training (Not just head knowledge)
5. Interactive Socratic style of training to achieve true understanding
6. Transferability/multiplication (We train students to train others also)  
2 Tim 2:2



[Return to HOME Page.](#) | Best Viewed Using Internet Explorer®

### Make a Gift

Click "Give Now" to make a gift.

Give Now

### My Account

Login to your account to make a gift, review your online giving history or manage any recurring transactions you may have.

Email Address:   
Password:

[I forgot my password](#)

Login

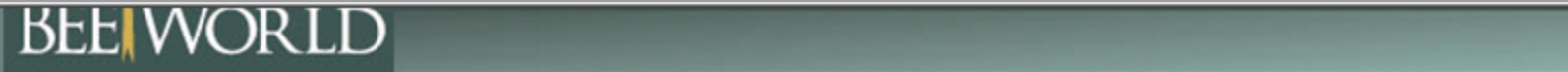
### Create an Account

[What are the benefits of creating an account?](#)

Create An Account



Copyright © 2006 - 2010 The CastLING Group, LLC. All rights reserved. In association with First National Bank of Omaha.



[Return to HOME Page](#) | Best Viewed Using Internet Explorer®

### Benefits of Creating An Account

Select this option to create an online giving account that will allow you to review your online giving history and manage any recurring transactions you may have. In the future you will be able to select "Login" to tie your future gifts to your online giving account.

### Create an Account

Email Address:

Password:

Confirm Password:

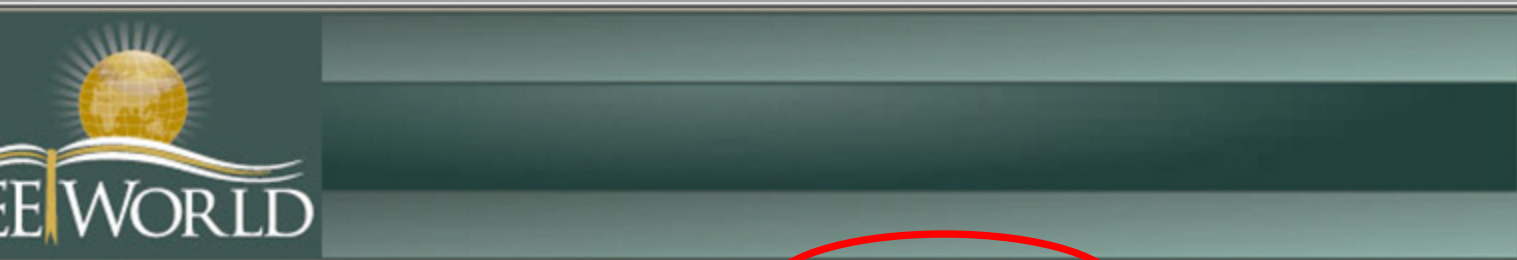
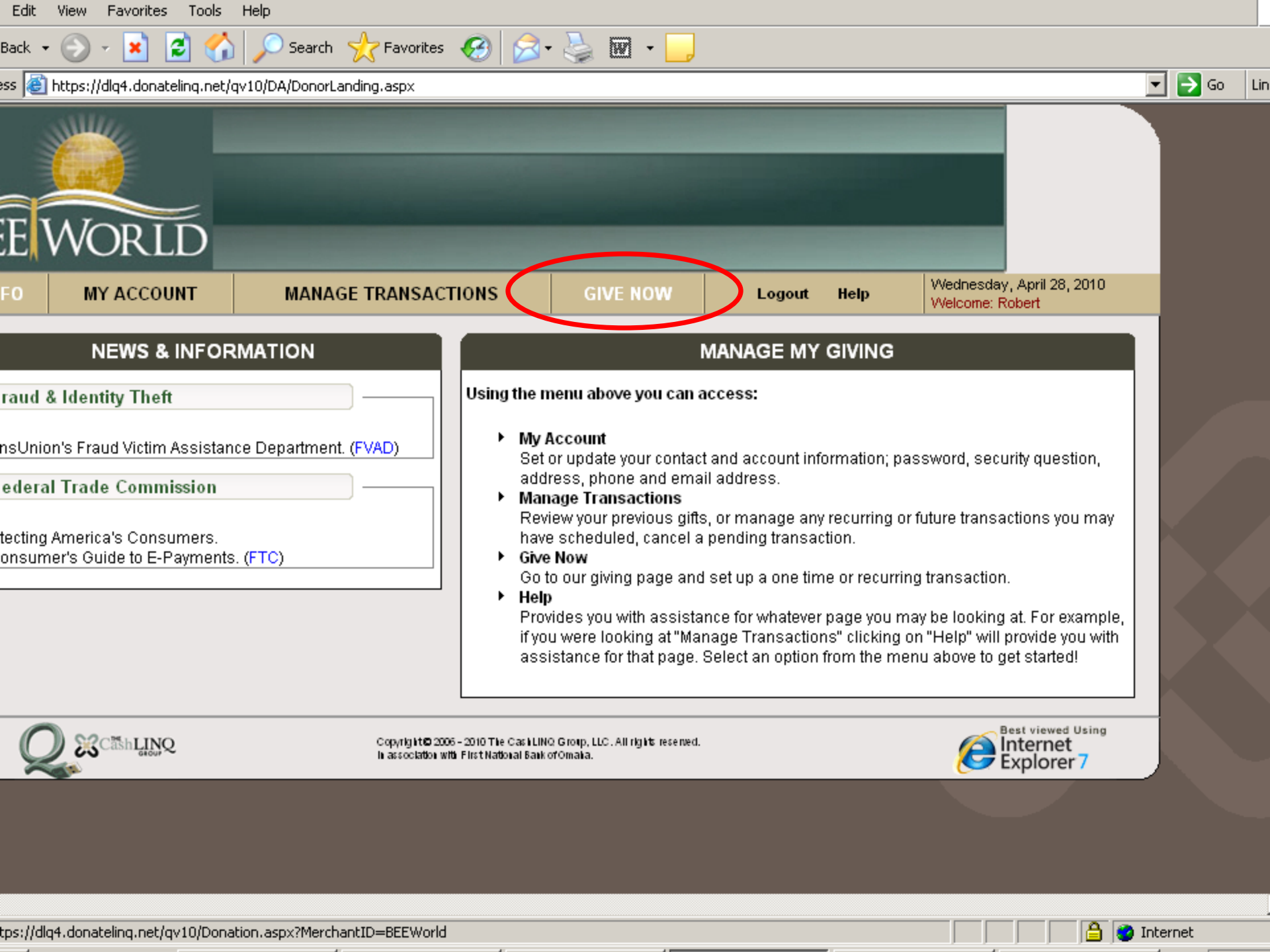
### Password Requirements

- Your new password must contain at least (1) of all of the following criteria:**
- ▶ Between 6 and 16 characters in length
  - ▶ UPPERCASE LETTERS: A-Z
  - ▶ lowercase letters: a-z
  - ▶ Special character: ~ ` ! @ # \$ % ^ & \* ( ) \_ + - = < > , . { } [ ] \ | ' ? /
  - ▶ Numbers: 0-9

If you forget your password, the following security hint and answer will give you access to the 'Reset Your Password' page.

Security Hint  Answer

### Billing Address



**NEWS & INFORMATION**

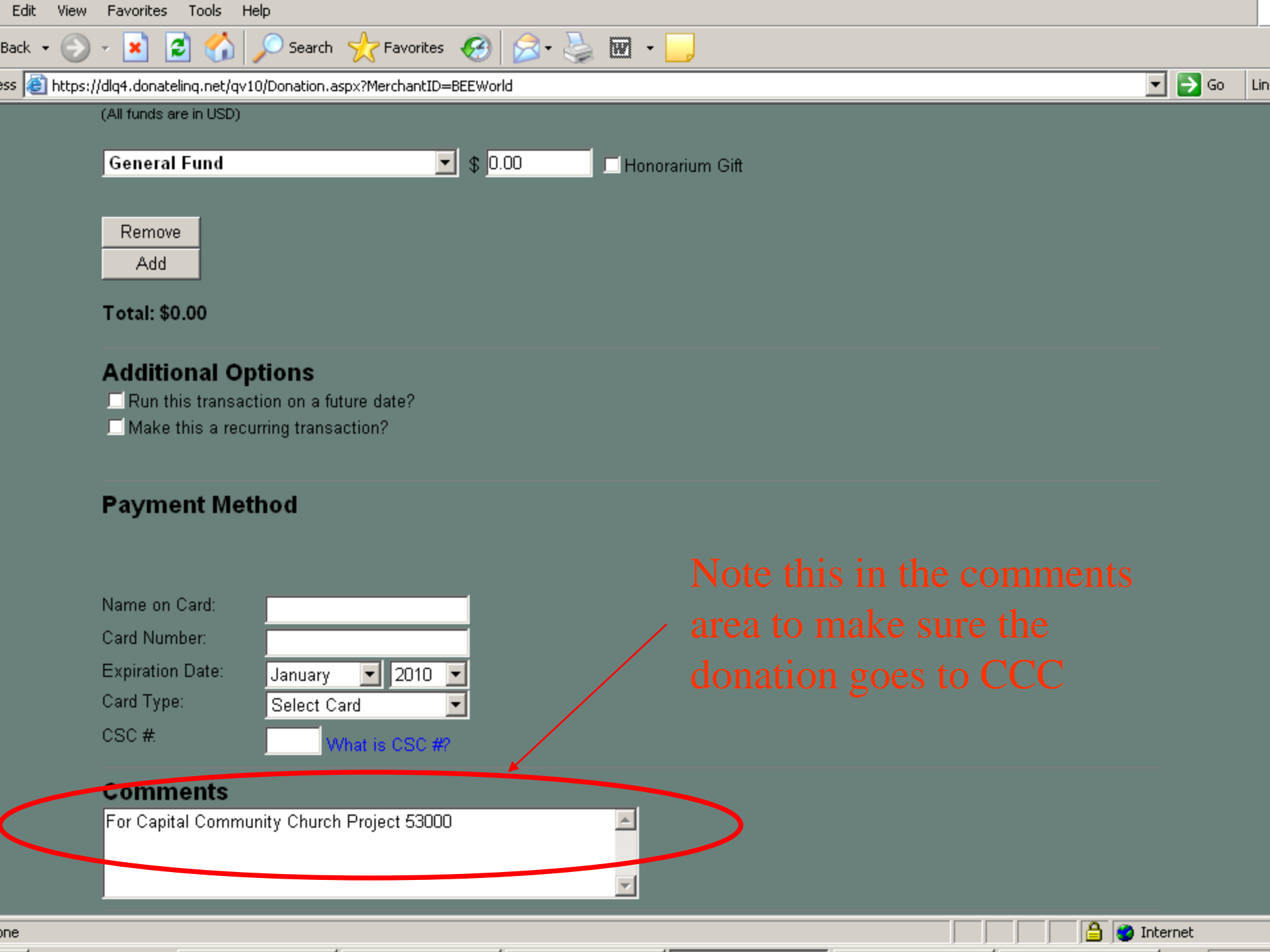
**Fraud & Identity Theft**  
 Federal Reserve's Fraud Victim Assistance Department. (FVAD)

**Federal Trade Commission**  
 Protecting America's Consumers.  
 Consumer's Guide to E-Payments. (FTC)

**MANAGE MY GIVING**

Using the menu above you can access:

- ▶ **My Account**  
Set or update your contact and account information; password, security question, address, phone and email address.
- ▶ **Manage Transactions**  
Review your previous gifts, or manage any recurring or future transactions you may have scheduled, cancel a pending transaction.
- ▶ **Give Now**  
Go to our giving page and set up a one time or recurring transaction.
- ▶ **Help**  
Provides you with assistance for whatever page you may be looking at. For example, if you were looking at "Manage Transactions" clicking on "Help" will provide you with assistance for that page. Select an option from the menu above to get started!



(All funds are in USD)

General Fund \$ 0.00  Honorarium Gift

Remove  
Add

Total: \$0.00

### Additional Options

- Run this transaction on a future date?
- Make this a recurring transaction?

### Payment Method

Name on Card: [Text Box]  
Card Number: [Text Box]  
Expiration Date: [January] [2010]  
Card Type: [Select Card]  
CSC #: [Text Box] [What is CSC #?](#)

Note this in the comments area to make sure the donation goes to CCC

### Comments

For Capital Community Church Project 53000